

The logo for SafetyCare, with 'Safety' in blue and 'Care' in green, is centered within a white diamond shape that has a blue double-line border. The background of the entire image is a collage of safety-related elements: a green exit sign with a running figure and arrow in the top left; a yellow triangular warning sign with a black lightning bolt and the text 'Danger high voltage' in the top right; three circular blue signs with white icons of a hard hat, safety glasses, and a boot in the bottom left; and a red fire extinguisher sign in the bottom right.

SafetyCare

Your safety matters

www.safetycare.ie

SAFETY SIGNS

Do Not Drink



Code | SPH100

No Smoking - 1



Code | SPH101

No Admittance



Code | SPH102

E - Cigarettes



Code | SPH103

Mobile Phones



Code | SPH104

No Entry



Code | SPH105

No Pedestrians



Code | SPH106

No Smoking, Drinking or Eating



Code | SPH107

No Photography



Code | SPH108

No Food or Drink



Code | SPH109

No Dogs



Code | SPH110

No Children



Code | SPH111

Unauthorised Machine Use



Code | SPH112

No Forklifts



Code | SPH113

No Parking



Code | SPH115

Smoke Free Area



Code | SPH116

Private Property




Code | SPH117

No Naked Lights



Code | SPH118

Your Text



Code | SPH114

How to order Safety Signs

Add Letter for Material
Add Number for Size

S = Self Adhesive,
C = Corriboard;
F = Foamex,
A = Aluminium

05 = 300 x 200
08 = 400 x 300
11 = 600 x 400

CCTV Operating



Code | SHZ100

Mind Your Head



Code | SHZ101

Deep Excavations



Code | SHZ102

Overhead Wires



Code | SHZ103

High Voltage



Code | SHZ104

Highly Flammable-1



Code | SHZ105

Slippery Surface



Code | SHZ106

Trip Hazard



Code | SHZ107

Chemical Store



Code | SHZ108

Fork Lifts



Code | SHZ109

Highly Flammable-2



Code | SHZ110

Very Hot Water



Code | SHZ111

Hot Surface



Code | SHZ112

Fragile Roof



Code | SHZ113

Deep Water



Code | SHZ114

Live Wires



Code | SHZ115

Corrosives



Code | SHZ116

Sudden Drop



Code | SHZ117

Trip Hazard



Code | SHZ118

Guard Dogs



Code | SHZ119

Fire Exit-Arrow Down



Code | SSC100

Fire Exit-Arrow Up



Code | SSC101

Fire Exit-Arrow Left



Code | SSC102

Fire Exit-Arrow Right



Code | SSC103

First Aid



Code | SSC104

Fire Assembly - 1



Code | SSC105

First Aid Station



Code | SSC106

Fire Exit Keep Clear



Code | SSC107

Push Bar



Code | SSC111

First Aiders - 1



Code | SSC108

Emergency Stop




Code | SSC109

AED Sign



Code | SSC119

Scaffolding Safe



Code | SSC123

Running Man Left



Code | SSC112

Running Man Right



Code | SSC113

Arrow




Code | SSC114

First Aid Station



Code | SSC115

Emergency Shower



Code | SSC116

Eye Wash



Code | SSC117

First Aiders -2



Code | SSC118

How to order Safety Signs

Add Letter for Material
Add Number for Size

S = Self Adhesive,
C = Corriboard; F = Foamex,
A = Aluminium

03 = 200 x 200 08 = 400 x 300
05 = 300 x 200 10 = 600 x 75
06 = 300 x 300 11 = 600 x 400
07 = 400 x 150

MANDATORY SIGNS



Wear PPE - 1



Code | SMD100

Stack Correctly



Code | SMD101

Lift Correctly



Code | SMD102

Eye Protection -1



Code | SMD103

Ear Protection - 1



Code | SMD104

Wear Hi Vis



Code | SMD105

Wear PPE - 1



Code | SMD106

Wear Gloves



Code | SMD107

Safety Footwear - 1



Code | SMD108

Head Protection



Code | SMD109

Wash Hands



Code | SMD110

Visitors Reporting



Code | SMD111

Keep Clean



Code | SMD132

Sanitise Hands



Code | SMD133

Guards in Position



Code | SMD114

Permit to Work



Code | SMD115

Wear Goggles



Code | SMD116

Wear Protective Clothing



Code | SMD117

Wear Harness



Code | SMD118

How to order Safety Signs

Add Letter for Material
Add Number for Size

S = Self Adhesive,
C = Corriboard;
F = Foamex,
A = Aluminium

05 = 300 x 200
08 = 400 x 300
11 = 600 x 400

Wear Face Shield



Code | SMD119

Wear Face Mask



Code | SMD120

Food Multi



Code | SMD121

Wear Hair Nets



Code | SMD122

Sound Horn



Code | SMD123

Report to Site Office



Code | SMD124

Report to Reception



Code | SMD125

Place Rubbish in Bin



Code | SMD126

Keep Clean



Code | SMD127

5 Points of PPE



Code | SMD130

Wear Seatbelts



Code | SMD129

Sanitise Hands



Code | SMD123

Multi Site Sign -1



Code | SMD112

Multi Site Sign -2



Code | SMD113

Multi Site Sign -3




Code | SMD128

How to order Safety Signs

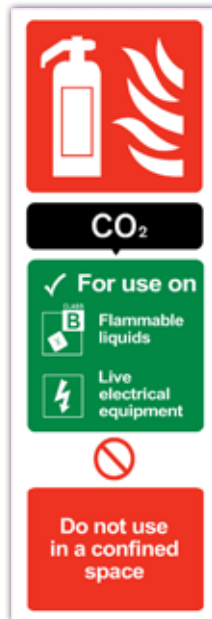
Add Letter for Material
Add Number for Size
S = Self Adhesive,
C = Corriboard;
F = Foamex,
A = Aluminium
05 = 300 x 200
08 = 400 x 300
11 = 600 x 400
13 = 800 x 400
14 = 1200 x 600

Foam Extinguisher



Code SFS104

CO2 Extinguisher



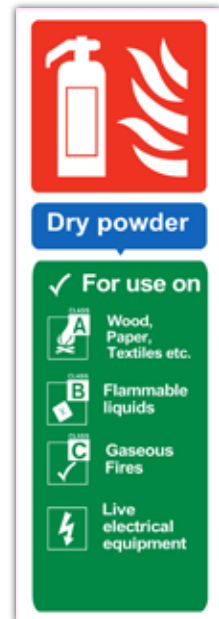
Code SFS101

Water Extinguisher



Code SFS102

Dry Powder Extinguisher



Code SFS103

Fire Action



Code SFS100

Fire Alarm



Code SFS105

Emergency Stop



Code SFS106

Do Not Use Lift



Code SFS107

Fire Extinguisher



Code SFS108

Multi Sign



Code SFS109

Fire Door



Code SFS110

Fire Exit



Code SFS111

Fire Blanket



Code SFS116

Hose Reel



Code SFS117

Dry Riser



Code SFS118

How to order Safety Signs

Add Letter for Material
Add Number for Size

S = Self Adhesive,
C = Corriboard;
F = Foamex,
A = Aluminium

01 = 100 x 100 08 = 400 x 300
04 = 300 x 100 11 = 600 x 400
05 = 300 x 200

TEMPORARY ROAD SIGNS



| | | | | |
|---|--|---|--|---|
| Men at Work  Code SWK001 | Flagman  Code SWK061 | Traffic Queue  Code SWK062 | Ramp  Code SWK070 | Slippery Surface  Code SWK083 |
| Traffic Lights  Code SWS060 | Works to Right  Code SWS053 | Speed Limit  Code SRUS043 | Supplementary  Code SP003L  Code SP003R | Supplementary  Code SP010  Code SWK091 |
| Left Lane Narrows  Code SWK032 | Pedestrians Keep Left  Code SWK080 | Pedestrians Keep Right  Code SWK081 | Two Way Traffic  Code SWK082 | Stop Sign  Code SWK085 |
| Right Lane Narrows  Code SWK033 | Road Narrows  Code SWK034 | Left Lane Closed  Code SWK041A | No Overtaking  Code SRUS014 | Stop/Go Pole  Code S00115 |
| Yield Sign  Code SRUC026 | Directional Arrow  Code SRUS001 | Cone Sign  | Metal Frame  | How to order Safety Signs Add Letter for Material Add Number for Size Add R for Reflective S = Self Adhesive, C = Corriboard; F = Foamex, A = Aluminium 07 = 400 x 150 09 = 450 x 450 12 = 600 x 600 |

Toilet

Gents

Ladies

Kitchen

Office

Toilets

Gents

Ladies

Kitchen

Office

Code | SSG100

Code | SSG101

Code | SSG102

Code | SSG103

Code | SSG104

Mens Toilet

Ladies Toilet

Disabled Persons

Staff

Manager



Code | SGS106

Code | SGS107

Code | SGS108

Code | SGS109

Code | SGS110

Private

Secretary

Reception

Director

Your Wording

Private

Secretary

Reception

Director

**Your
wording**

Code | SGS109

Code | SGS110

Code | SGS113

Code | SGS114

Code | SS105

Flammable Liquid

Flammable Gas



Code | SHA100

Code | SHA101

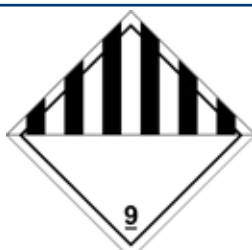
Code | SHA102

Code | SHA103

Code | SHA104

Flammable Gas

Corrosive



Code | SHA105

Code | SHA106

Code | SHA107

Code | SHA108

How to order Safety Signs

Add Letter for Material
Add Number for Size
S = Self Adhesive;
C = Corriboard; F = Foamex,
A = Aluminium; M = Magnetic

02 = 200 x 100

03 = 200 x 200

04 = 300 x 100

05 = 300 x 200

06 = 300 x 300



First Aid Station



First Aid Stations can be made in various combinations to suit customer requirements



A-Frame



Code | M00702-P

Shadow Boards



Shadow Boards can be made in various combinations to suit customer requirements

